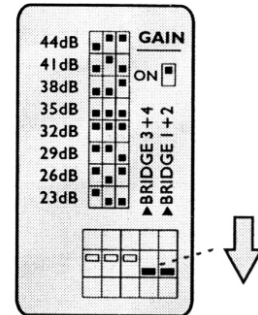


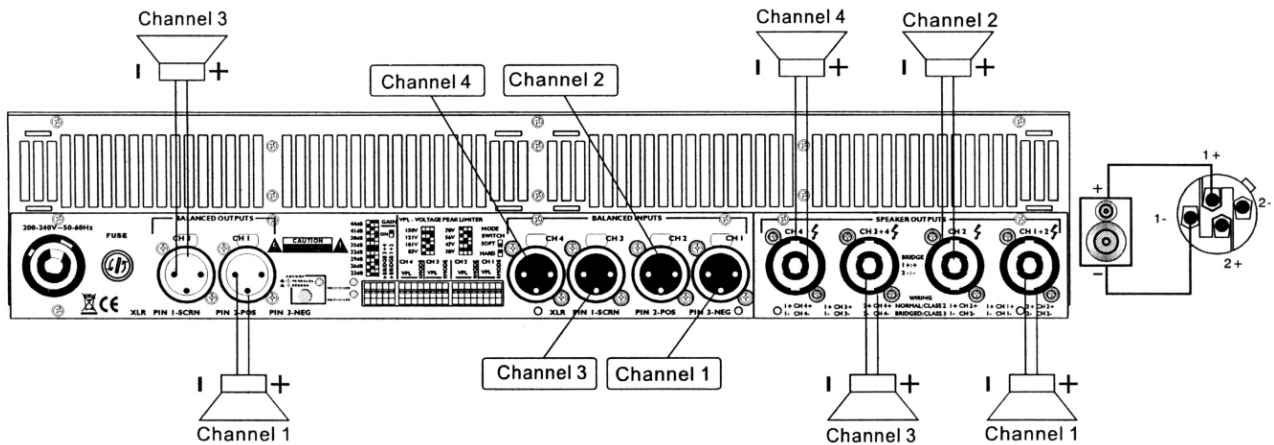
Output Mode

Stereo Mode

Before setting the mode, please turn off the amplifier and slide the mode select switch to below (Picture 1). In this mode, Channel 1 and Channel 2 operate independently (Just traditional stereo amplifier). The signal input into channel 1 can be output from channel 1 only, similarly, the signal input into channel 2 can be output from channel 2 only. The many channels, one by one in order type pushes.

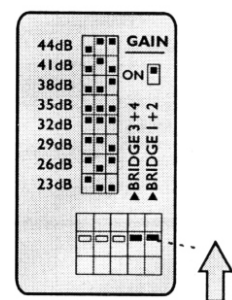


(Picture 1)



Bridge Mode

Before setting the mode, please turn off the amplifier and slide the mode select switch to above (Picture 2), channel 1 and channel 2 are bridged, channel 3 and channel 4 are bridged. At the same time, the signal input into channel 1 and channel 3 will be output from the bridge end. On the other hand, the output level control of channel 2 and channel 4 should be turned down to the smallest. Only the volume control of channel 1 and channel 3 are used to control the volume of the whole system.



(Picture 2)

